

雲端教學平台簡介

Edmodo

&

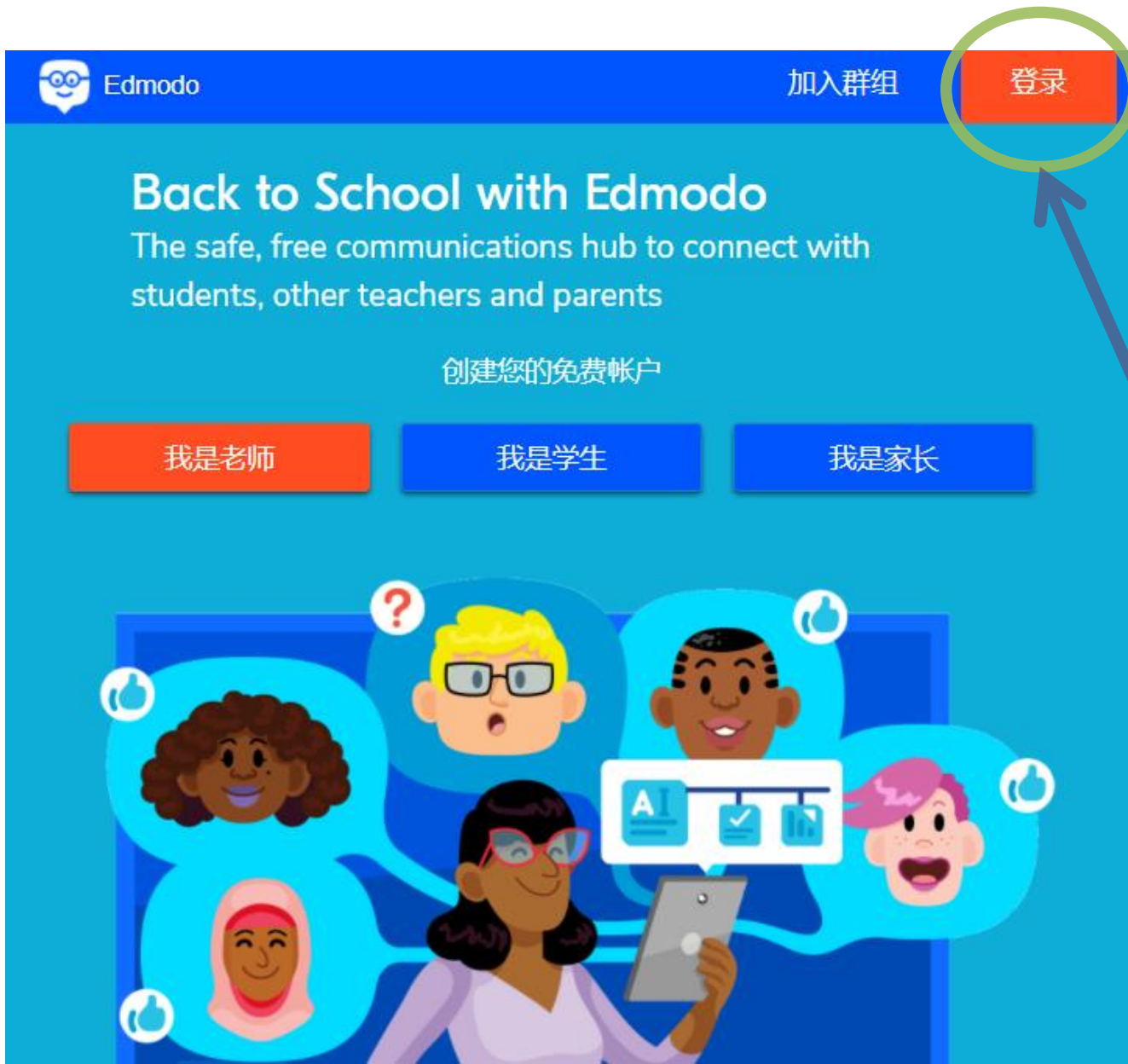
Kahoot

板橋高中 王光正



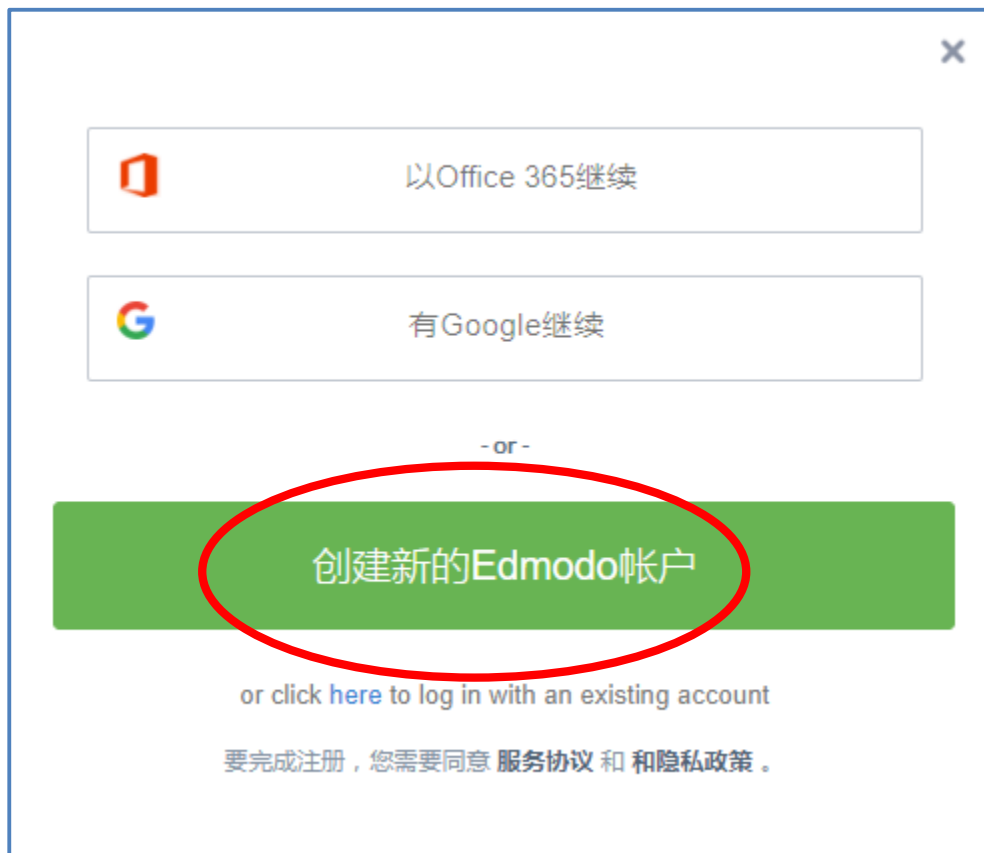
- 如何註冊
 - 學生註冊、教師註冊、家長註冊
- 如何設定班級(Class)
- 如何建立班群內學生名單
- 如何派發作業
- 如何進行測驗
- 如何評分
- 如何下載各項成績
- 學生忘記帳號、密碼怎麼辦

註冊畫面



已有帳號者請按此處登錄

學生註冊



A registration form for Edmodo. It features two buttons for social login: '以Office 365继续' (Continue with Office 365) and '有Google继续' (Continue with Google). Below these is a separator '- or -' and a prominent green button labeled '创建新的Edmodo帐户' (Create new Edmodo account), which is circled in red. At the bottom, there is a link 'or click here to log in with an existing account' and a note in Chinese: '要完成注册，您需要同意 服务协议 和 隐私政策。' (To complete registration, you need to agree to the Terms of Service and Privacy Policy).

只需一組用戶名及密碼即可完成註冊

學生註冊

學生名(建議填全名)

學生姓(建議填班級座號)

請填：5uhfis

輸入欲加入的班級代碼

學生個人帳號
(自訂英數字)

學生個人密碼
(自訂英數字)

學生個人電郵位址(可不填)

未來學生登入之用
(請學生務必記住)

免費註冊

The registration form consists of several input fields: '名字' (Name), '姓氏' (Surname), '課程組代碼' (Course Group Code), '用戶名' (Username), '電子郵件地址 (可選)' (Email Address), and '密碼' (Password). Annotations with arrows point from external text boxes to these fields. A vertical line is present on the right side of the form.

學生畫面



王光正 2.
学生

Classes

edmodo線上教室

地球科學教師群組

Show All Classes

Join a Class

社区

Banqiao Senior
High School

邀请家长

看来您的家长还没有加入 Edmodo。

邀请

或

将此代码告知家长，以便他们创建Edmodo帐户：

Pk2utwpai



取消 或 发送

最新帖子

筛选帖子



Mr. 王 给 edmodo線上教室

如果要班上分成幾個小組，而某作業成績是小組共有的，我的建議是在作業說明中加註：「1.請組長指派一位同學上傳小組的作業。2.上傳時請註明小組成員座號」。批改成績時老師要將成績及評論複製到其他小組成員的評分格位內，要不然其他人會沒有成績。

翻译

赞 · 回复 · 分享 · 关注

Apr 12, 2017



Mr. 王 给 edmodo線上教室

簡答題的評分方式，需要老師自行填入該題的成績，可以部分給分，請參考附檔圖。

翻译



Play Daily Teaser

Where is the Gobi Desert?

Win 5 Points

作业中心

这周没有要交的作业 :)

View All



CK-12
Scienc
Practic



教師註冊

註冊時不用身份証、生日...只需要簡單資料



以Office 365繼續



有Google繼續

或

Sign up with your email

免费注册

or click [here](#) to log in with an existing account
要完成注册，您需要同意 [服务协议](#) 和 [隐私政策](#)。

教師註冊



Edmodo

Tell us a little about yourself

First Name


Last Name

[Continue](#)



Join your school community

Collaborate with colleagues and find students and parents.



Search for a school...

[Select School](#)

[Skip](#)

教師註冊



Join your school community

Collaborate with colleagues and find students and parents.



板橋高中



海山高中

新北市, Taiwan

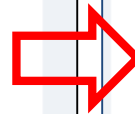
10

新北市立光復高中

taipei, Taiwan

1

I can't find my school



Add your school to Edmodo.

School Name

板橋高中

Address

新北市板橋區文化路1段25號

City

New Taipei City

Postal Code

Country

Taiwan

Education

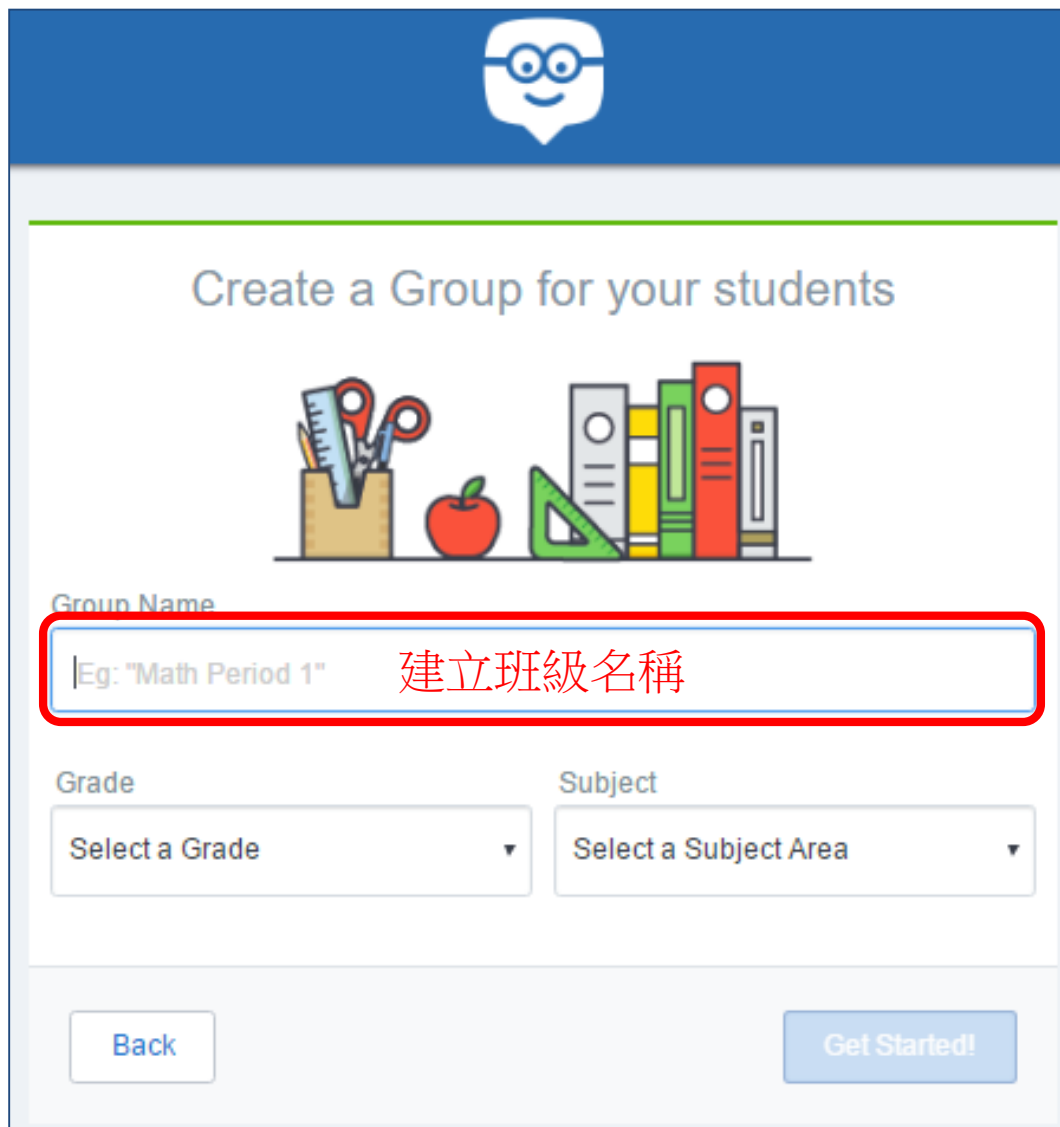
Prekindergarten - Higher Education

Back

I'm Not At A School

Add School

教師註冊



The image shows a teacher registration form. At the top, there is a blue header with a white icon of a person wearing glasses. Below the header, the text "Create a Group for your students" is displayed. Underneath, there is an illustration of school supplies: a pencil holder with a ruler and scissors, an apple, a green protractor, and a stack of colorful books. The form fields are as follows:

- Group Name:** A text input field with a red border. The placeholder text is "Eg: 'Math Period 1'" and the red text "建立班級名稱" is overlaid on the field.
- Grade:** A dropdown menu with the text "Select a Grade" and a downward arrow.
- Subject:** A dropdown menu with the text "Select a Subject Area" and a downward arrow.

At the bottom of the form, there are two buttons: "Back" on the left and "Get Started!" on the right.

建立班級 主頁模式

更改個人設定



Edmodo works best when all the teachers in your school are connected! [Invite them to join](#)

王先生
Banqiao Senior
High School

Improve My
Profile

在此添加您的帖子...

Select school, district or your connections...

新的 - Send a post to teachers in your network. [了解更多](#)



取消 或 公告

Connect with teachers in your
school

Edmodo works best when all teachers in your
school are connected

加为联系人

Classes

edmodoPCSH

115-103

PCSH - ES01 3rd 4

PCSH - ES02 4th 4

104高二地科-220班

子文

104G2自由选修地科评量

Manage Classes

Create a Class

最新帖子

筛选帖子

班級名稱

Computer Science, English Language Arts,

If you are looking for virtual reality kits, Aquila Education currently has them on sale. The kits come with free lessons as well. Check out www.aquilaeducation.com

翻译

班級管理

建立新的班級

在主頁面發訊息

The image shows the Edmodo home page interface with several instructional callouts in Chinese:

- 發一般訊息** (Post a general message): Points to the text input field "Type your note here...".
- 選擇發佈對象** (Select the audience): Points to the dropdown menu "Select school, district or your connections...".
- 填完後按公告送出** (After filling out, click Post): Points to the "Post" button.
- 設定發佈日期(將出現在行事曆中)** (Set the posting date (will appear in the calendar)): Points to the calendar icon in the formatting toolbar.
- 上傳檔案** (Upload files): Points to the file upload icon in the formatting toolbar.
- 加入連結** (Add links): Points to the link icon in the formatting toolbar.
- 自Google雲端硬碟中加入檔案** (Add files from Google Drive): Points to the Google Drive icon in the formatting toolbar.
- 自edmodo的資料庫中加入檔案** (Add files from the Edmodo database): Points to the Edmodo icon in the formatting toolbar.
- 按此小符號可編輯已發佈的訊息** (Click this small symbol to edit posted messages): Points to a small downward arrow icon in the post area.

The interface includes a top navigation bar with icons for Home, Assignments, Progress, Library, Messaging, and Notifications. The left sidebar shows a list of classes, and the right sidebar features a Help Center and a Connect button.

班級頁面

本頁面的班級

Classes

PCSH - ES01 3rd

蔡維騰 · 11th 评分 · 科学

发帖 文件夹 成员 47 设置

密码: 5h4phh

Invite People

作业中心

轻松跟踪班级的作业和测验进度。

添加作业

创建小组

edmodo PCSH

115-103

PCSH - ES02 4th 4

104高二地科-220班

子文

104G2自由选修地科评量

Manage Classes

Create a Class

课程组

edmodo线上教室

提供學生此組代碼，即可進入班級，密碼可鎖定。

在班級內建立小組

Discussions 筛选帖子

固定的帖子

補考名單如下

- 21512
- 21538
- 21542
- 20817
- 20823

班級頁面

The screenshot shows the Edmodo interface for a class named "PCSH - ES01 3rd". The top navigation bar includes icons for Home, Assignments and Grades, Progress, Resources, Messaging, and Notifications. The left sidebar lists various classes and groups. The main content area features a "发帖" (Post) button, which is highlighted with a red box and a red arrow pointing to it from a yellow callout box that says "發通知給本班級" (Send notification to this class). Below the "发帖" button are five notification type options: "注意" (Attention), "作业" (Assignment), "测验" (Quiz), "调查" (Survey), and "Snapshot", each circled in green. Dashed green arrows point from these circles to a text input field labeled "在此添加您的帖子..." (Add your post here...). Below the input field is a blue button labeled "PCSH - ES01 3rd". At the bottom of the post creation area, there are icons for text, link, image, video, and font settings, along with "取消" (Cancel) and "公告" (Announce) buttons. A yellow callout box at the bottom of the post creation area says "有5種型式的通知" (There are 5 types of notifications). Below the post creation area is a "Discussions" section with a "筛选帖子" (Filter posts) dropdown. The first discussion is by "Ms. 劉 给" (Ms. Liu) and is titled "固定的帖子" (Fixed post). The content of the discussion is "補考名單如下" (Retake list as follows) followed by a list of student IDs: 21512, 21538, 21542, 20817, and 20823. On the right side of the page, there is a "Invite People" button and a "作业中心" (Assignment Center) section with the text "轻松跟踪班级的作业和测验进度。" (Easily track class assignments and quiz progress.) and a "添加作业" (Add assignment) button.

發通知給本班級

发帖 文件夹 成员 47 设置

注意 作业 测验 调查 Snapshot

在此添加您的帖子...

PCSH - ES01 3rd

取消 或 公告

有5種型式的通知

Discussions 筛选帖子

Ms. 劉 给 PCSH - ES01 3rd, PCSH - ES02 4th 固定的帖子

補考名單如下

21512
21538
21542
20817
20823

密码: 已锁

Invite People

作业中心

轻松跟踪班级的作业和测验进度。

添加作业

班級頁面

The screenshot shows the Edmodo class page for 'edmodo線上教室'. The interface includes a top navigation bar with icons for Home, Assignments and Grades, Progress, Resources, Messaging, and Notifications. A left sidebar lists course groups and classes. The main content area shows the class name, a description, and a 'Folders' section with a table of folders. A 'Settings' button is visible in the top right of the class header area. Red boxes and arrows highlight the 'Folders' button, the 'Settings' button, and the 'Manage Folders' button. Callout boxes provide instructions for these elements.

课程组

- edmodo線上教室
- 创建小组
- 地球科學教師群組
- 管理群組
- Create a Group
- 加入群組

Classes

- edmodoPCSH
- 115-103
- PCSH - ES01 3rd
- PCSH - ES02 4th
- 104高三地理

edmodo線上教室

這是給準備使用edmodo線上教學平台的老師們用的，大家可以在此互相交流使用經驗，以因應未來學... 阅读更多

Mr. 王 · 全部

发帖 文件夹 成员 13

设置

作业中心

轻松跟踪班级的作业和测验进度。

添加作业

管理文件夹

名字	修改的日期
edmodo操作教學 所有者: 光正王	4/11/2017
新聞報導 所有者: 光正王	4/11/2017

密码: 5uhfis

Invite People

本班級共用的文件夾

變更文件夾的內容

班級功能設定

班級頁面

The screenshot displays the Edmodo interface. At the top, there is a navigation bar with icons for Home (主页), Assignments and Grades (作业和成绩), Progress (进度), Resources (资源库), Messaging, and Notifications (提醒). Below this, the main content area shows a class page for 'edmodo線上教室'. A red box highlights the '设置' (Settings) icon in the top right corner of the class page. A red arrow points from this icon to a blue box labeled '班級進階設定' (Class Advanced Settings). Below this, a green box labeled 'Advanced Settings' points to a modal window titled 'Advanced Settings'. This modal window contains a search bar with 'edmodo線上教室', a dropdown menu for '范围' (Scope) set to '全部' (All), and radio buttons for '老师 (团体)' (Teacher/Group) and '学生 (Class)' (Student/Class). There are also checkboxes for '更改颜色' (Change Color) and '所有新成员变更为只读' (Change all new members to read-only). At the bottom of the modal, there is a red box around the '存档' (Archive) button, with a red arrow pointing to a red text box that says '將班級封存，不出現在首頁中，需要時再回存' (Archive the class, it will not appear on the homepage, and can be restored when needed). Other elements visible include a 'Public URL' field with 'https://edmodo.com/public/edn', a 'Visibility' section with a checked box for '通过邮件/短信发送更新' (Send updates via email/SMS), and a password field with '5uhfis'.

將班級封存，不出現在首頁中，需要時再回存

班級成員管理

課程組

PCSH - ES01 3rd

蔡維騰 · 11th 评分 · 科学

发帖 文件夹 **成员 46** 小组设置

成員的管理 → 成员 46

成员 成员选项 查找成员

開課者可邀請其他教師共同開課

- 蔡維騰 教师 (所有者)
- Ms. 劉麗純 共同执教的教师
- Mr. 王光正 共同执教的教师

權限設定 → 管理

學生的帳號 → Abby410382

學生忘記密碼時可由老師按此變更

访问：
 学生
 只读
父母编码
修改密码
移除个人档案图片
从课程群删除

出作業

輸入作業標題

注意 **作业** 测验 调查 Snapshot

作业标题 **載入先前出過的作業**

导入作业 截止日 11 : 45 PM **設定繳交期限**

截止日期过后自动锁定此作业
 添加到成绩册

作业描述 **輸入作業說明**

发送给 **從edmodo雲硬碟加入檔案**

以后发送

取消 或 发送

上傳學習單、
報告格式...

連結影片、網頁、表單...

從google雲硬碟加入檔案

線上測驗

Note Alert Assignment **Quiz** Poll

Create a Quiz or Load From Collection

Quiz Collection

- 水氣壓
Edit | Delete Quiz
- 20141124-為什麼氧氣是固定氣體?
Edit | Delete Quiz
- 為什麼氧氣是固定氣體?
Edit | Delete Quiz
- 沈積構造的功用—作業20141121
本作業視同測驗，需上網查詢相關資料，建議使用桌上型電腦較方便。作答時間為30分鐘。
Edit | Delete Quiz
- 板塊構造—平時測驗20141121
作簽時間5~15分鐘
Edit | Delete Quiz

線上命題(Creat Quiz)

設定測驗時間長度

新增或載入第1題進入編輯畫面

The screenshot shows the Edmodo quiz creation interface. At the top, there is a title field containing "Untitled quiz -2017-04-11-10-15-50" and a time limit field set to "0" minutes. Below this is a large area with the text "添加第1个问题，开始创建你的测验。。。". To the left, a dropdown menu for "类别" (Category) is open, showing options: "选择题" (Selected), "判断题" (True/False), "简答题" (Short Answer), "填空题" (Fill-in), and "匹配题" (Matching). In the center, there are buttons: "+添加第1个题目" and "或 添加第一个问题". To the right, there is a sidebar with a "关于此测验" (About this quiz) section containing "填寫進測驗前的說明" (Enter instructions before the quiz) and "测验选项" (Quiz options) with checkboxes for "显示结果" (Show results) and "随机显示题目" (Randomize questions). A "完成" (Finish) button is at the top right. A "提示" (Tip) at the bottom reads: "提示：想要考察学生对3-12数学和ELA核心课程的学习情况而又不想出题？尝试 Edmodo Snapshot."

題型

- 選擇(單選,自動評分)
- 判斷(是非,自動評分)
- 簡答(手動評分)
- 填空(自動評分,全同給分)
- 匹配(配合,自動評分)

題目隨機排列

學生是否做完後馬上看到成績

測驗標題(建議加註日期作區別,一旦發佈測驗就無法修改內容,僅能產生副本)

線上命題(Creat Quiz)

This quiz has already been assigned. A copy has been generated that you edit and assign. [hide]

題號(出現紅字表元未完成) → Copy #1 of 海洋地質—平時測驗20141121

修改測驗時間 → Time Limit: 20 Minutes

完成 → Assign Quiz

修改題型 → Type: Multiple Choice

設定題分 → Points: 1

移除題目 → Remove Question

增加或載入題目 → + or Load

加題目附件 → Attach (Link, Document)

加入相關連結 → Attach (Link, Document)

測驗說明 → About this Quiz: 作答時間10~20分鐘

Question Prompt: 蒸發岩是屬於那一類種岩石?

Responses: A 火成岩

Quiz Options: Show results, Randomize questions

Annotations are in yellow boxes with red arrows pointing to the corresponding UI elements.

單選題選項設定

Responses:

A 火成岩

設定為正確選項

Attach  

Set as Correct Answer

B 沈積岩

Attach  

Correct Answer

C 變質岩

增加選項

Attach  

Remove Answer Set as Correct Answer

Add Response

填充題設定

Copy #1 of 海洋地質—平時測驗20141121 Time Limit: 20 Minutes

QUESTIONS

Type: Fill in the blank Points per answer: 1 Total Points: 2 Remove Question

Question Prompt: Use '_' underscores to specify where you would like a blank to appear in the text below.

蒸發岩是屬於火成岩、沈積岩或變質岩? 答: '_'
鐘乳石是屬於火成岩、沈積岩或變質岩? 答: '_'

填充題空格符號為 '_'

在此填入正確答案

蒸發岩是屬於火成岩、沈積岩或變質岩? 答: ' [input type="text"] ' 鐘乳石是屬於火成岩、沈積岩或變質岩? 答: ' [input type="text"] '

注意：學生填答要一模一樣才會得分

Quiz takers will have to answer in the exact order for question to be marked as correct.

配合題設定

Copy #1 of 海洋地質—平時測驗20141121 Time Limit: 20 Minutes

QUESTIONS

Type Matching Points per answer: 1 Total Points: 3 Remove Question

Instructions:
請拖曳右欄項目的位置以在左欄作正確的配對

Attach

Enter options and their matching choices (A-1, B-2, etc.). The choice organization will be randomized when students see them.

Hint: Drag 'n drop question numbers to reorder

A 中洋脊

B 洋底盆地

C 大陸邊緣

1 裂谷

2 海底山

3 大陸緣積

以正確的配對命題，學生作答時，系統將隨機調動

發佈測驗

The image shows a two-step process for creating and publishing a quiz. The top section shows the initial options: 'Create a Quiz' and 'Load From Collection'. The bottom section shows the configuration screen for a quiz titled '水氣壓' (Water Vapor Pressure). Annotations in Chinese explain various features: '測驗單元，還可以進行修改' (Quiz unit, can still be modified) points to the title; '設定到期日' (Set due date) points to the 'due date' field; '納入成績紀錄與否' (Whether to include in gradebook) points to the 'Add to Gradebook' checkbox; and '選擇發佈對象' (Select publication target) points to the list of course sections.

Note | Alert | Assignment | Quiz | Poll

Create a Quiz or Load From Collection

Note | Alert | 測驗單元，還可以進行修改

水氣壓
Edit | Select a different Quiz

設定到期日

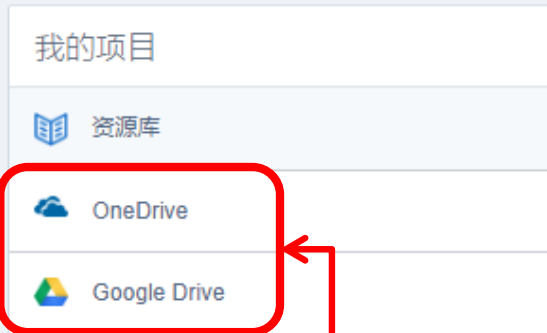
due date Add to Gradebook 納入成績紀錄與否

backup x 103-yr103-p1 x 108-yr103-p1 x

Send

選擇發佈對象

使用資源庫

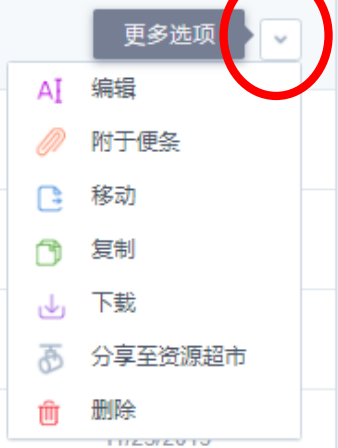


可連結你的雲端硬碟連結





點選以上傳檔案或資料夾，也可開啟線上Office編輯新檔



點選檔案列表的末雲符號有相關選項







評分



 **103-yr103-p1** 
Group


Group Code [Join URL](#)


 **pv6vg9** 






 **Posts** 

 **Folders** 


 **Members** **36 joined** 



Small Groups 




 **Note**  **Alert**  **Assignment**  **Quiz**  **Poll**


Type your note here...

Group Posts Filter posts by 

 **Me to**  **103-yr103-p1**
大氣的結構與組成—平時測驗(10~20分鐘)20141121修

Turned in (33)  due Nov 25, 2014

9 questions

 Reply Yesterday

點選Turned in

評分

大氣的結構與組成一...
Due Nov 25, 2014

Showing: All

103-yr103-p1

朱紹瑄 10301

李岱凌 10302

李欣樺 10303

李毓玲 10304

李韻柔 10305

沈怡亭 10306


大氣的結構與組成—平時測驗(10~20分鐘)20141121修

Quiz Options ▾

Quiz Overview All Submissions

Assigned to: 103-yr103-p1

High Scores



缺德 10324

9/9



10325 張定楷

9/9



10331 葉謙

8/9



朱紹瑄 10301

8/9



李岱凌 10302

8/9



林泰溶 10323

7/9

自動評分，9/9表示9題全對

點選學生可看個別作答情形

簡答部分給分



☆☆ 20202

Time Taken: 02:10 | Turned in Nov 26, 2014 9:18 AM

Graded | [Delete](#)

2/2

Total Points:

1

Question Total: 2 points

乾球溫度22度，乾濕球溫差3度，絕對濕度為？

相對濕度為74% 則選Correct再修改分數

Unio Cla

Correct Answer

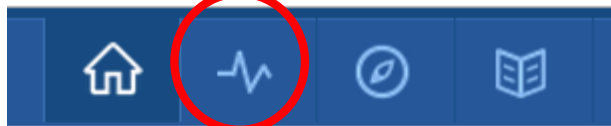
Correct

Incorrect

Partial Credit 2 /2

點選Progress

成績統計與下載



My Student Badges

103-yr103-p1

108-yr103-p1

109-yr103-p1

選班級
(群組)

202-yr103-p1

204-yr103-p1

203-yr103-p1

Progress / 103-yr103-p1

Grades

Badges

New Grade

Student	Total	大氣的結構與組成 —平時測驗(10~20 分鐘)20141121修	板塊構造—平時測 驗20141121	板塊構造學說—課 後測驗—20141119 修	板塊構造學說—隨 堂測驗—20141118	固體地球—課後測 驗(15~25分 鐘)20141118修	固體地球—課後測 驗(15~25分 鐘)20141115修	太陽系—課後測 (時間：20分鐘)
朱紹瑄 10301	58%	8/9	1/5	-	6/8	6/10	3/10	6/10
李岱凌 10302	59%	8/9	2/5	-	-	6/10	-	4/10
李欣樺 10303	55%	5/9	4/5	0/8	-	4/10	-	4/10
李毓玲 10304	48%	4/9	-	-	-	5/10	-	5/10
李韻柔 10305	55%	4/9	3/5	-	5/8	5/10	-	6/10
沈怡亭 10306	61%	6/9	3/5	-	-	8/10	4/10	6/10

成績輸出成csv
檔(Excel可讀)

Export

每次成績皆紀錄
在同一張表格中

其他功能



Edmodo雲碟

教學相關的資源

我的項目

- 资源库
- OneDrive
- Google Drive

- Resource Library icon
- Grid icon
- Calendar icon (30)
- Microsoft icon

Communities

- Banqiao Senior High School
- Support
- Science
- PBL Project Based Learning
- Show All >

行事曆
可查看過去各種活動

加入相關社群，可隨時看到各種教學資源

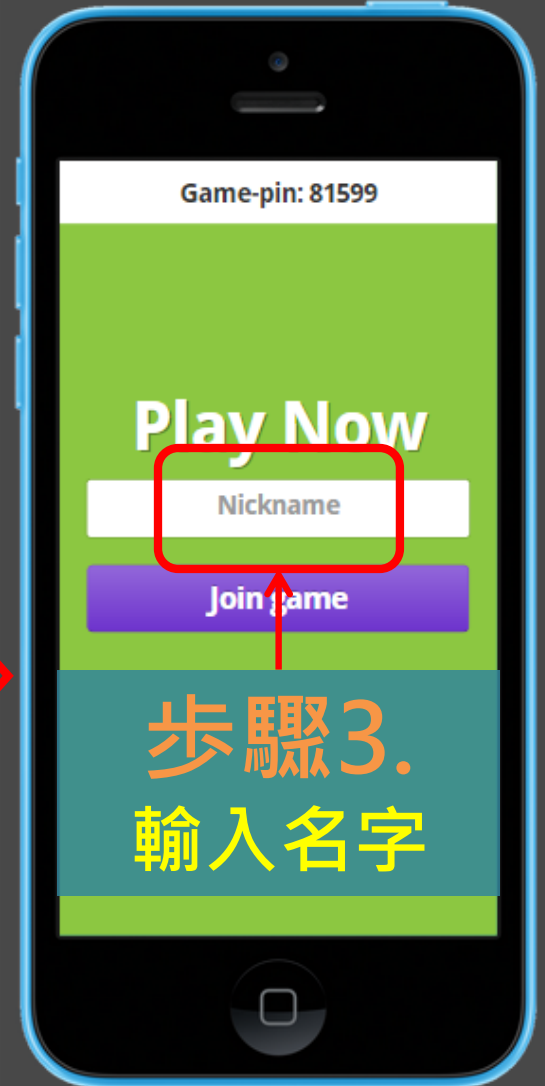
Kahoot 一下

步驟1.

請先掃描以下
QR code
進入網頁



步驟2.
輸入pin碼



步驟3.
輸入名字

感謝聆聽